

## DMX Quick Reference





### 2 CH Mode

This mode is intended for use with the Variable CT heads (Warm/Cool White)

1	Warm White		0-100 %
2	Cool White		0-100 %






### 4 CH Mode

This provides full control of the RGBW colours but does not enable master dimmer or strobe functions

1	Red		0-100 %
2	Green		0-100 %
3	Blue		0-100 %
4	White		0-100 %

### 6 CH Mode

This mode is recommended where possible to take full advantage of the SMARTe Wireless LED Fixture

1	Red		0-100 %
2	Green		0-100 %
3	Blue		0-100 %
4	White		0-100 %
5	Dimmer		0-100 %
6	Strobe	0 ··· <i>N</i> ··· <i>NN</i> ··· <i>NNN</i> ··· <i>NNNN</i> ··· 0	0 - 30Hz - 0

**NB** Dimmer channel (5) must be non-zero for any output  
 Strobe channel (6) is steady **on** at both 0 and 255 (100%)